



Mountain View
Whisman
School District

Kindergarten Readiness Analysis

May 18, 2023





Mountain View
Whisman
School District

Alignment

Alignment to SP2027

Goal Area 1 - Instruction

- Effective and consistent instructional practices that meet the needs to all students

Goal Area 5 - Resources

- Equitable distribution of resources that support student success

Universal PreKindergarten (UPK)

- UPK includes the following programs in MVWSD:
 - Transitional Kindergarten
 - California State Preschool Program (CSPP)
- Implementing UPK will require that the District to consider a variety of factors in order to continue to expand TK and support Preschool
- The District has a three phase plan
 - Phase 1: Movement of TK and Preschool Classes (Spring/Summer 2023)
 - Phase 2: Adoption of new PK/TK curriculum (Fall 2023)
 - Phase 3: Determine the Future of Preschool
 - Including the possibility of District supplemented full day classrooms and location of additional TK classrooms (Spring/Summer 2024)
 - District contracted with Hanover Research to conduct a Kindergarten Readiness Data analysis as part of this process



Mountain View
Whisman
School District

Preschool and TK Programming

MVWSD Preschool

- MVWSD operates a half day California State Preschool Program (CSPP)
- MVWSD receives funding from the state for half day preschool (3 hours)
- Enrollment in state preschool is income based except for families residing in the Castro neighborhood and those with students with Individualized Education Programs (IEP)
 - Castro Neighborhood families qualify for “free-preschool for all 4 year olds regardless of income rule”
- While the District is not contracted with the CDE to provide Full-day State Preschool, due to parent demand, the District has added an extended day program (8:00 am - 3:00 pm) for Part-Day State Preschool eligible families at a reduced rate as well as some full fee spaces for families that do not meet income requirements
- The fees the District collects are below market rate and the District does contribute funds to offset the cost of the full day program

MVWSD Preschool

- For the 2022-23 School year, Preschool had 186 available space allocated as follow:
 - Part Day: 126
 - Full Day: 60
 - Full Fee: 10
- Preschool enrolled at total of 147 students
 - 37% of students were 3 years old
 - 63% were four years old
 - The majority of the 39 empty spots were in part day classes (28/39)
- Only 5 families enrolled were full fee families
- Only 3 students enrolled were eligible for TK
- Four students enrolled had IEPs
- Preschool enrollment has seen a decline due to the availability of TK
 - Parents may choose to enroll in preschool or TK for age eligible students

MVWSD Preschool - Demographics

Ethnicity	Number	Percentage
Hispanic/Latino	100	68%
Asian	18	12%
African American	5	3%
White	14	10%
Two or More Races	10	7%

MVWSD Preschool - Language Status

Language	Number	Percentage
*Dual Language Learner	106	72%
English	41	28%
Spanish	92	62%
Russian	3	2%
Other	12	8%

* Any child with a language other than English spoken in the home is designated as a Dual Language Learner (DLL), even if the child speaks primarily English

Preschool for 2023-24

- For the 2023-24 school year Preschool has 176 total spaces available allocated as follows:
 - Part Day: 96
 - Full Day: 80
 - Full Fee: 10
- The state preschool class moving from Graham to Theuerkauf will shift from a half day to a full day class thus reducing the total number of available spaces and increasing the District contribution to preschool

Transitional Kindergarten (TK)

- *Education Code* section 48000(c) requires any school district operating a Kindergarten to also provide a TK program for all 4-year-old children by 2025–26.
- All children whose fourth birthday occurs by September 1 will have access to TK at a school district as a quality learning experience the year before Kindergarten.
- In 2022–23, children turning five between September 2 and February 2* are eligible for TK. The age by which children are eligible for TK will expand over the next three years as follows:
 - In the 2023–24 school year, children who will turn five between September 2 and April 2* are eligible for TK.
 - In the 2024–25 school year, children who turn five between September 2 and June 2* are eligible for TK.
 - In the 2025–26 school year, and in each school year thereafter, children who will turn four by September 1* are eligible for TK.

Transitional Kindergarten

- Currently the District has 5 TK classes all located at Theuerkauf Elementary
 - At the start of the year the District planned for 6 classes based off of spring enrollment although many families opted to not come in fall
 - We currently have 99 students enrolled which is a class size average of 20 students per class with one teacher and one instructional assistant
 - Seven students have IEPs
 - Twenty-eight are SocioEconomically Disadvantaged
 - Forty students are English Learners

Transitional Kindergarten

2022-23 Demographics as of May 16th

Category	Number	Percentage
Hispanic/Latino	36	36%
Asian	23	23%
White	17	17%
African American	2	2%
Filipino	2	2%
Multiple	19	19%

Transitional Kindergarten

- The District is expanding to eight classes in 2023-24 at five different sites in order to offer more choice for parents and support consistency in instruction at sites that are struggling with emerging readers:
 - Theuerkauf - 2
 - Monta Loma - 2
 - Castro - 1
 - Mistral - 1
 - Imai - 2 co-taught classes
- Current projected enrollment for 2023-24 is 152 students
 - (3.5 million dollar unfunded mandate).
- Classes at Mistral and Theuerkauf will have 2 instructional assistants to accommodate the lack of bathrooms in the classroom



Mountain View
Whisman
School District

Data Review and Analysis

Data Review

- Phase 3 of the District's UPK plan includes: Determining the Future of Preschool
- Initial data reviews done by MVWSD staff indicated that students coming out of the district's preschool programs are not necessarily performing any better than students who did not participate in the district's preschool programs, particularly in early literacy measures and academic achievement.
- To further understanding about these outcomes, the District partnered with Hanover Research to further analyze its early childhood data in order to understand the current state of kindergarten/ elementary readiness

Research Questions Posed to Hanover

1. How does kindergarten/elementary readiness vary based on demographic characteristics (e.g., gender, race/ethnicity, socioeconomic status, disability status, English Learner etc.)?
2. How does kindergarten/elementary readiness vary based on previous early childhood educational experiences and environments?

Enrollment in Preschool and TK

Student Characteristics

Race

This tab allows the user to make a side-by-side comparison of the selected student characteristics via the **Student Characteristic** dropdown. The filters for school and student characteristics on the left side control the subgroup shown in the Group A visualizations (green), while the filters on the right control Group B (blue). Hanover recommends two ways to use this Dashboard. First, by selecting the same schools for both Group A and B, and then comparing different student subgroups, and second, by selecting the same student subgroups for both Group A and Group B, and then comparing different schools, or one school against the district as a whole.

Group A

Group B

Level Prior to KN (A)

PS

School (A)

(All)

EL Status (A)

(All)

Economically Disadvantaged...

(All)

Gender (A)

(All)

Race/Ethnicity (A)

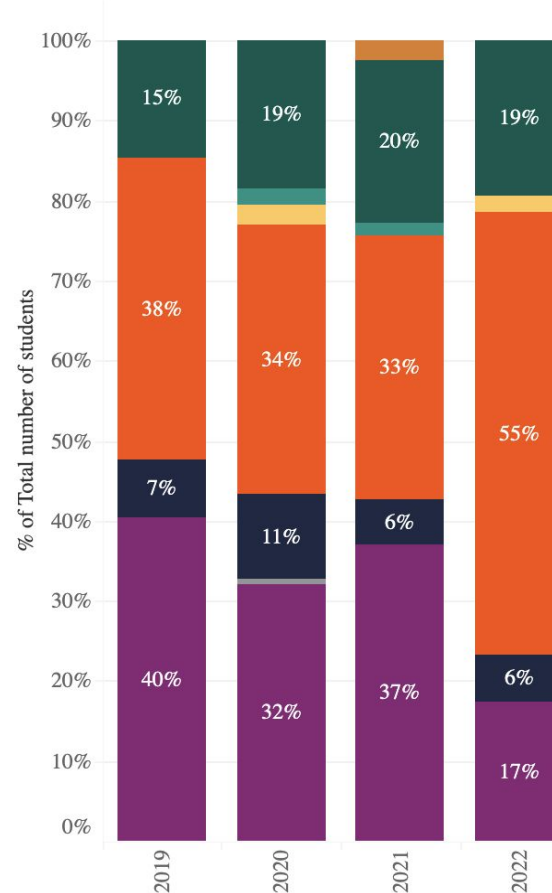
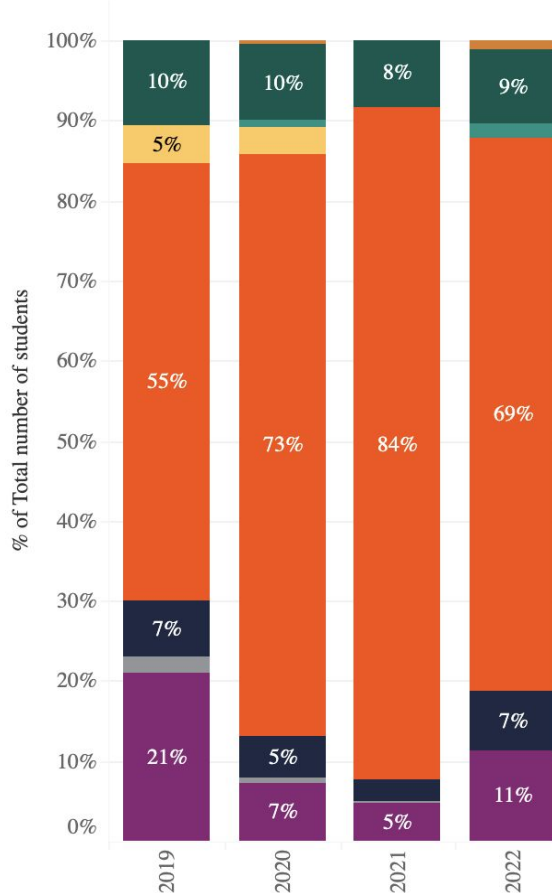
(All)

SPED (A)

(All)

Section 504 Status (A)

(All)



Level Prior to KN (B)

TK

School (B)

(All)

EL Status (B)

(All)

Economically Disadvantage...

(All)

Gender (B)

(All)

Race/Ethnicity (B)

(All)

SPED (B)

(All)

Section 504 Status (B)

(All)



Enrollment in Preschool and TK

SED Students

Student Characteristics

Economically Disadvantaged

This tab allows the user to make a side-by-side comparison of the selected student characteristics via the **Student Characteristic** dropdown. The filters for school and student characteristics on the left side control the subgroup shown in the Group A visualizations (green), while the filters on the right control Group B (blue). Hanover recommends two ways to use this Dashboard. First, by selecting the same schools for both Group A and B, and then comparing different student subgroups, and second, by selecting the same student subgroups for both Group A and Group B, and then comparing different schools, or one school against the district as a whole.



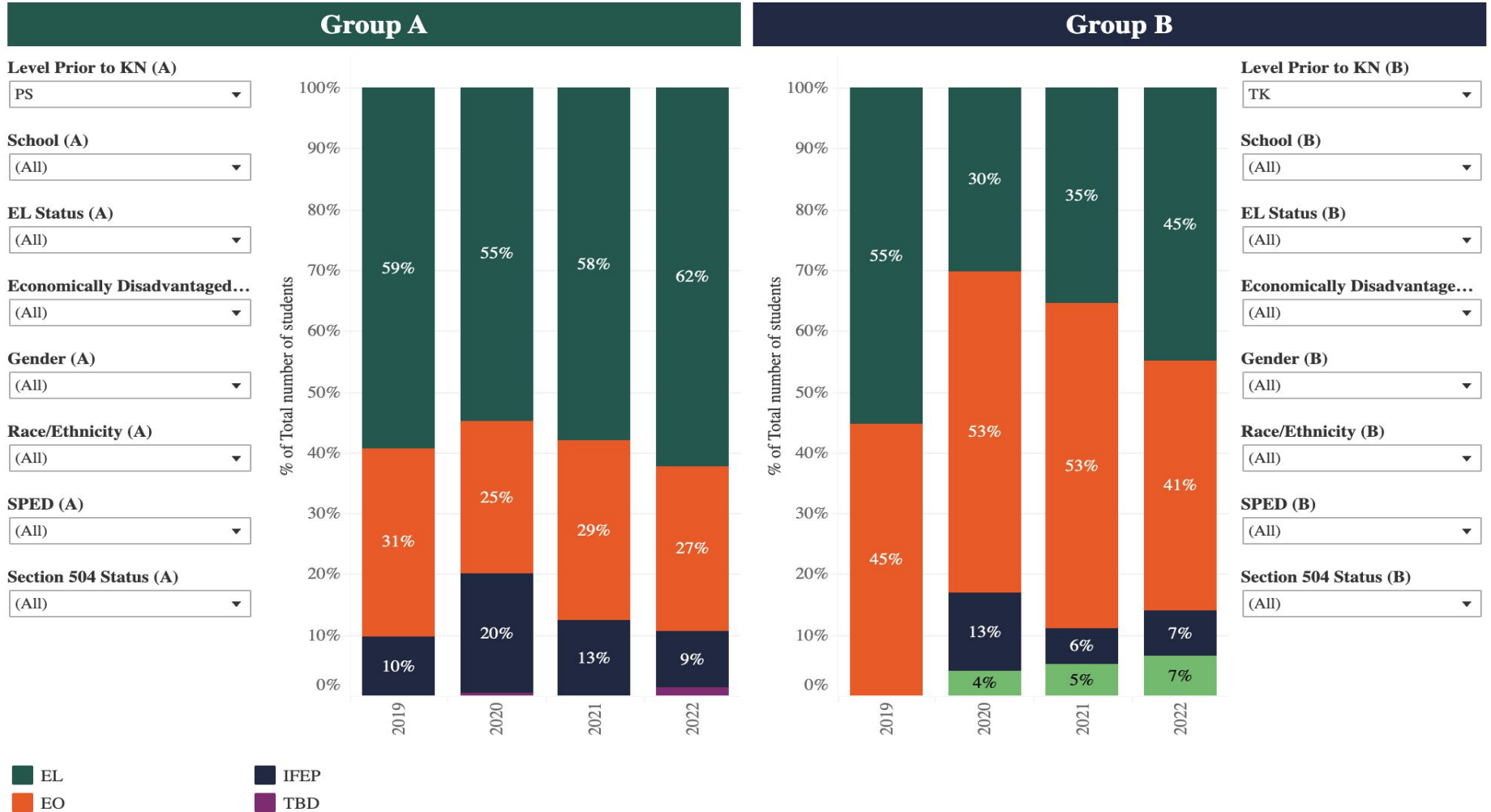
Enrollment in Preschool and TK

Language Status

Student Characteristics

English Learner

This tab allows the user to make a side-by-side comparison of the selected student characteristics via the **Student Characteristic** dropdown. The filters for school and student characteristics on the left side control the subgroup shown in the Group A visualizations (green), while the filters on the right control Group B (blue). Hanover recommends two ways to use this Dashboard. First, by selecting the same schools for both Group A and B, and then comparing different student subgroups, and second, by selecting the same student subgroups for both Group A and Group B, and then comparing different schools, or one school against the district as a whole.



Enrollment in Preschool and TK Students with Disabilities

Student Characteristics

SPED

This tab allows the user to make a side-by-side comparison of the selected student characteristics via the **Student Characteristic** dropdown. The filters for school and student characteristics on the left side control the subgroup shown in the Group A visualizations (green), while the filters on the right control Group B (blue). Hanover recommends two ways to use this Dashboard. First, by selecting the same schools for both Group A and B, and then comparing different student subgroups, and second, by selecting the same student subgroups for both Group A and Group B, and then comparing different schools, or one school against the district as a whole.

Group A

Level Prior to KN (A)

PS

School (A)

(All)

EL Status (A)

(All)

Economically Disadvantaged...

(All)

Gender (A)

(All)

Race/Ethnicity (A)

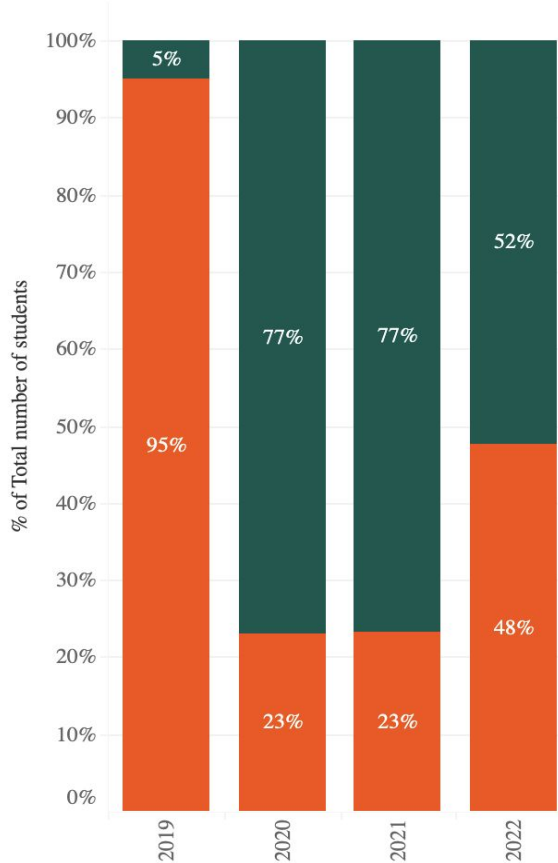
(All)

SPED (A)

(All)

Section 504 Status (A)

(All)



Group B

Level Prior to KN (B)

TK

School (B)

(All)

EL Status (B)

(All)

Economically Disadvantage...

(All)

Gender (B)

(All)

Race/Ethnicity (B)

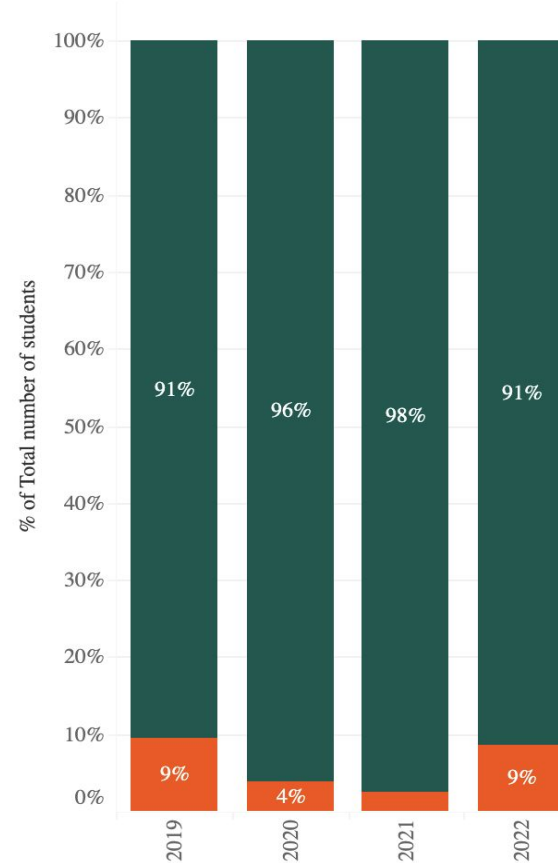
(All)

SPED (B)

(All)

Section 504 Status (B)

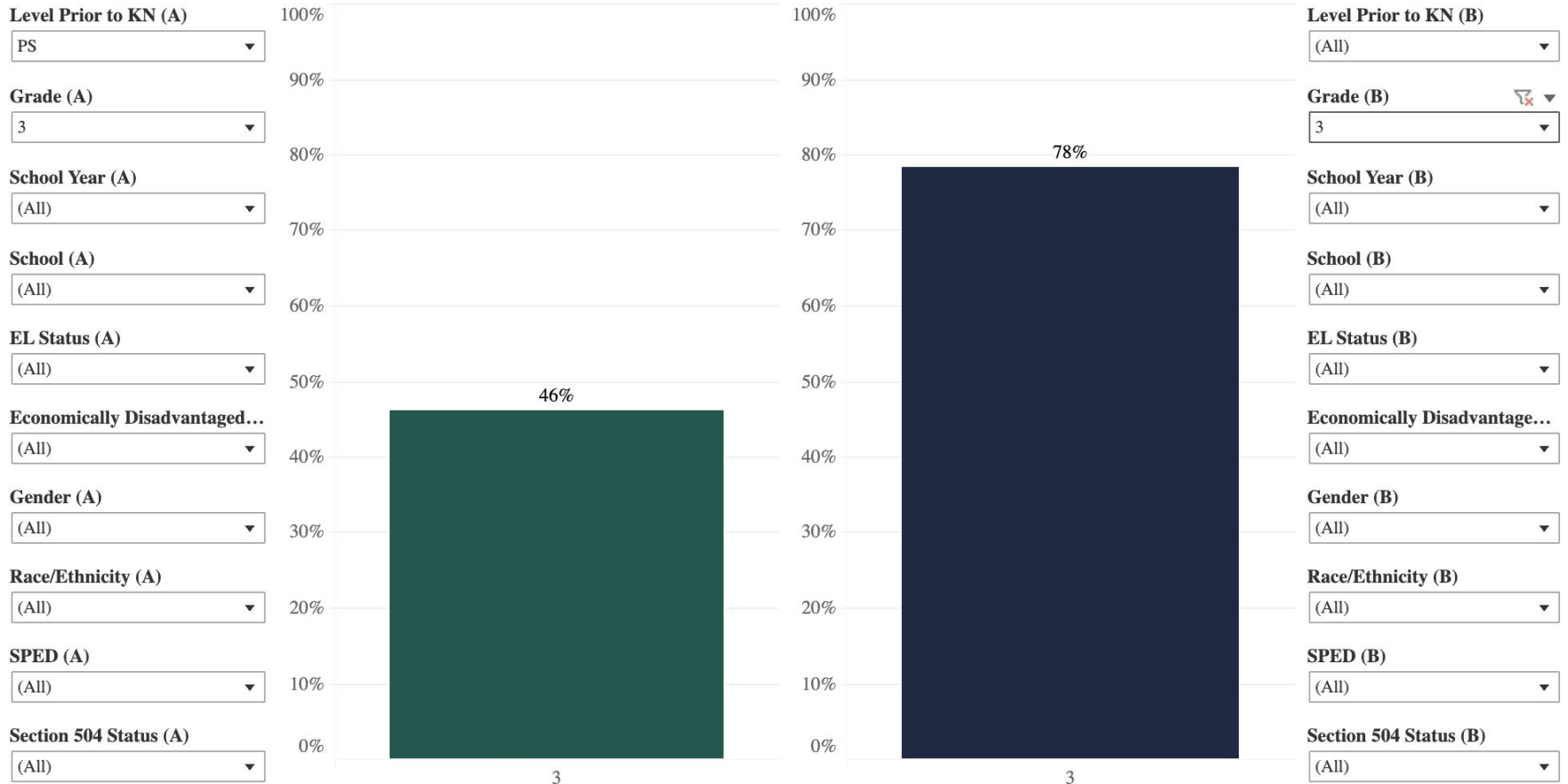
(All)



Not SPED
SPED

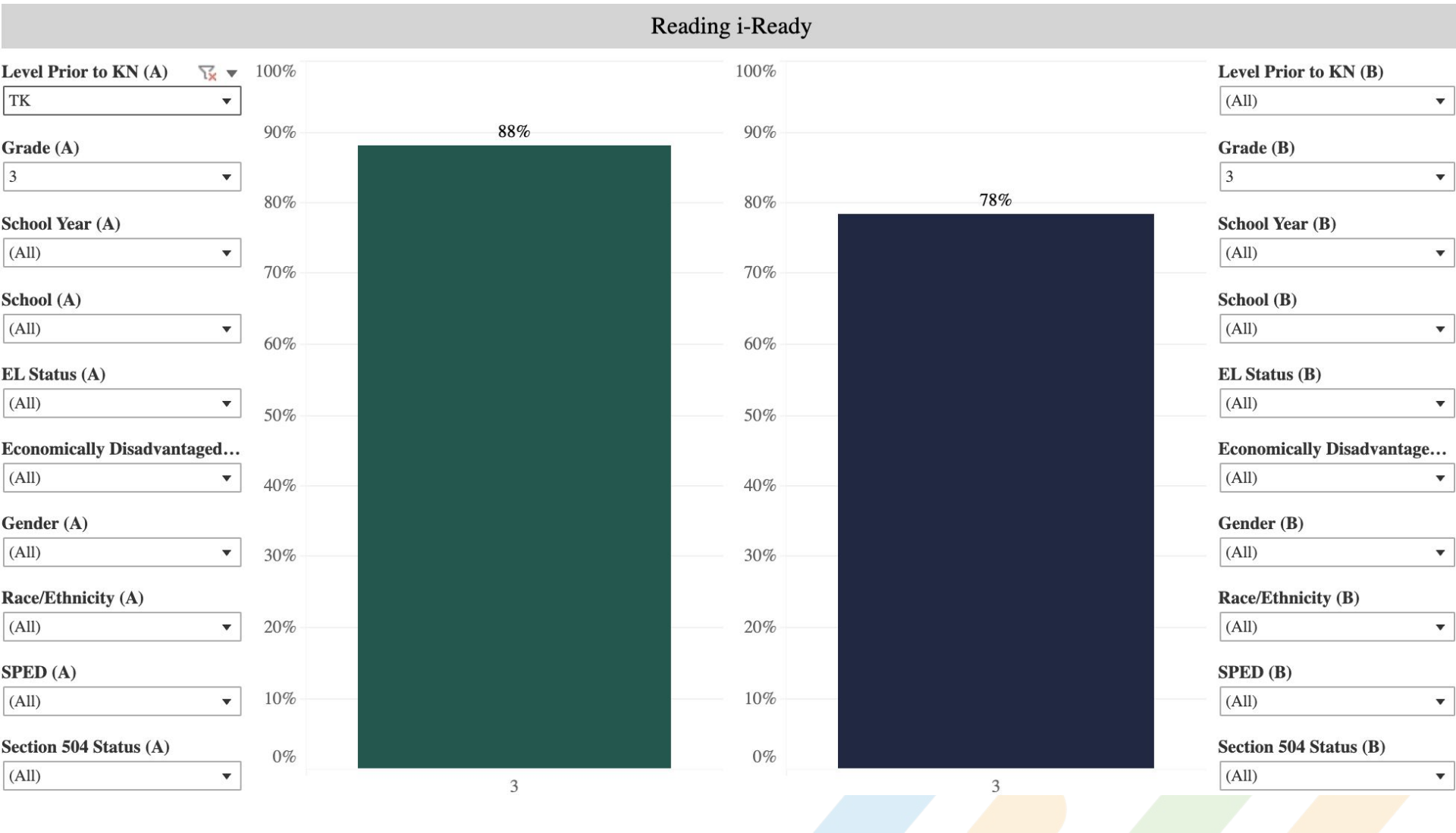
3rd Grade i-Ready Reading Scores Preschool compared to All students

Reading i-Ready



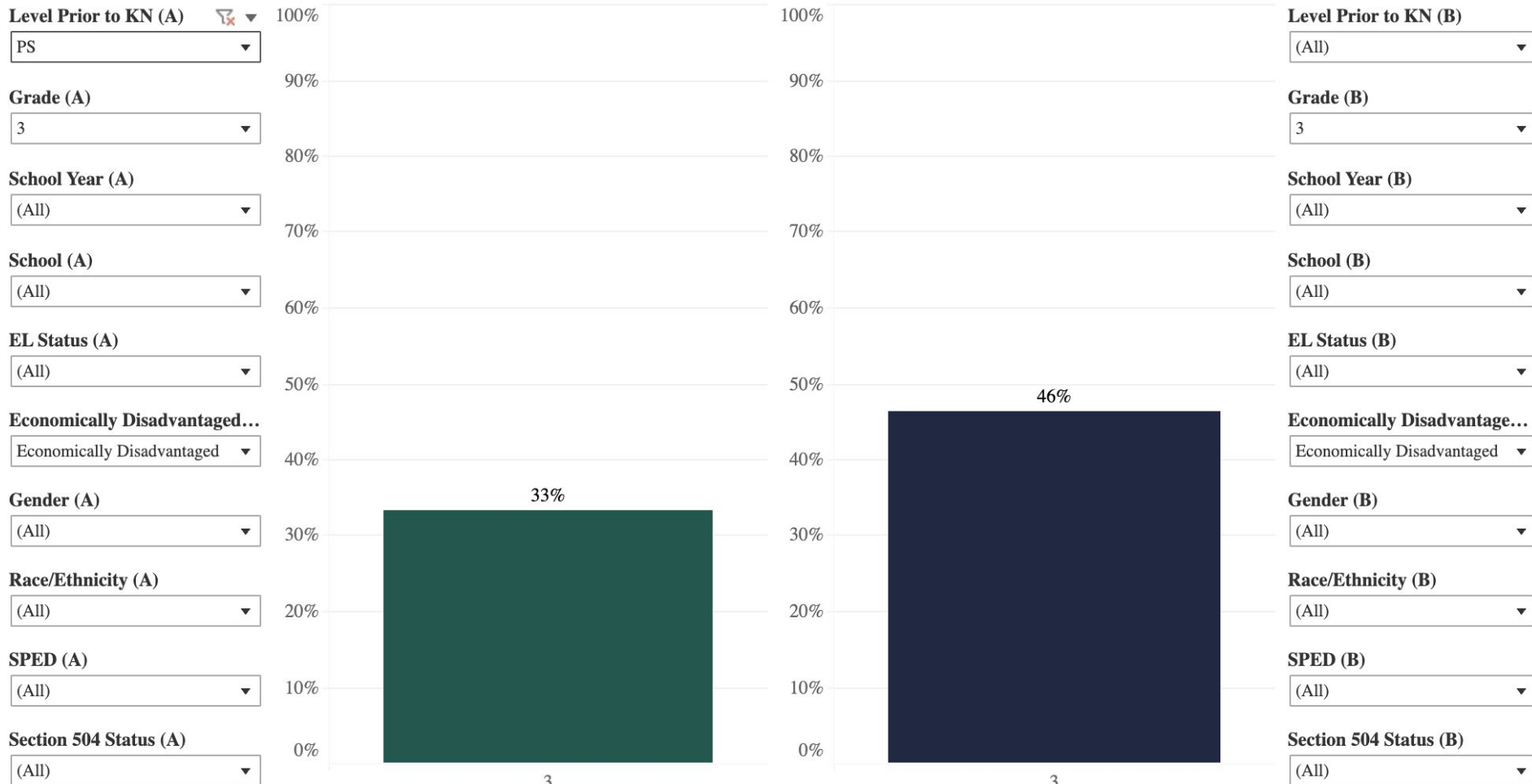
3rd Grade i-Ready Reading Scores

TK compared to All Students



3rd Grade i-Ready Reading Scores - SED Students who had Preschool compared to All SED

Reading i-Ready



3rd Grade i-Ready Scores SED Students who had TK compared to All SED Students

Reading i-Ready

Level Prior to KN (A)

TK

Grade (A)

3

School Year (A)

(All)

School (A)

(All)

EL Status (A)

(All)

Economically Disadvantaged...

Economically Disadvantaged

Gender (A)

(All)

Race/Ethnicity (A)

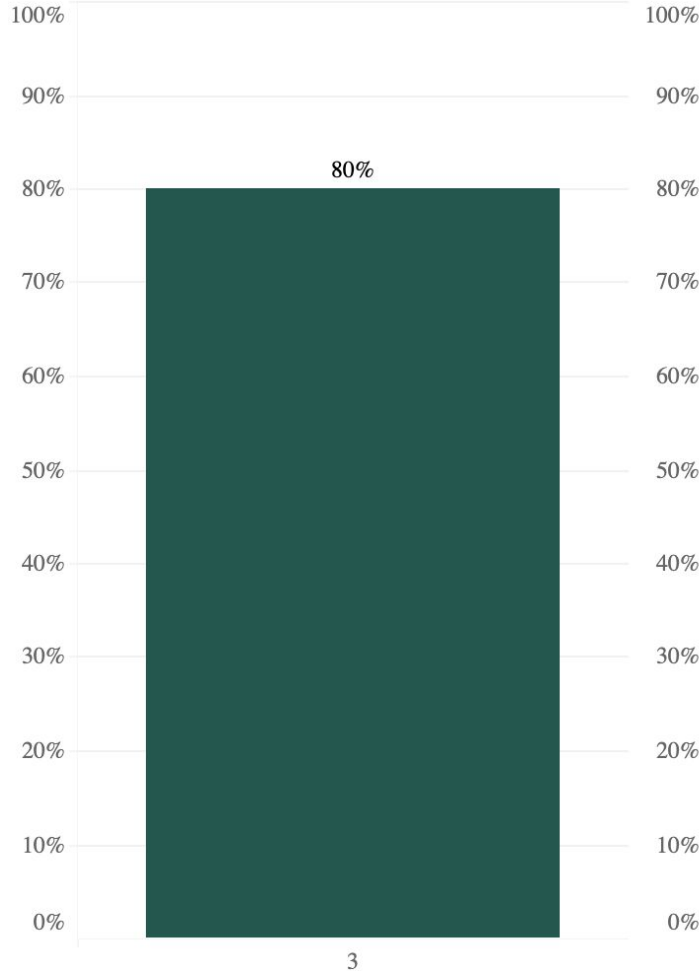
(All)

SPED (A)

(All)

Section 504 Status (A)

(All)



Level Prior to KN (B)

(All)

Grade (B)

3

School Year (B)

(All)

School (B)

(All)

EL Status (B)

(All)

Economically Disadvantaged...

Economically Disadvantaged

Gender (B)

(All)

Race/Ethnicity (B)

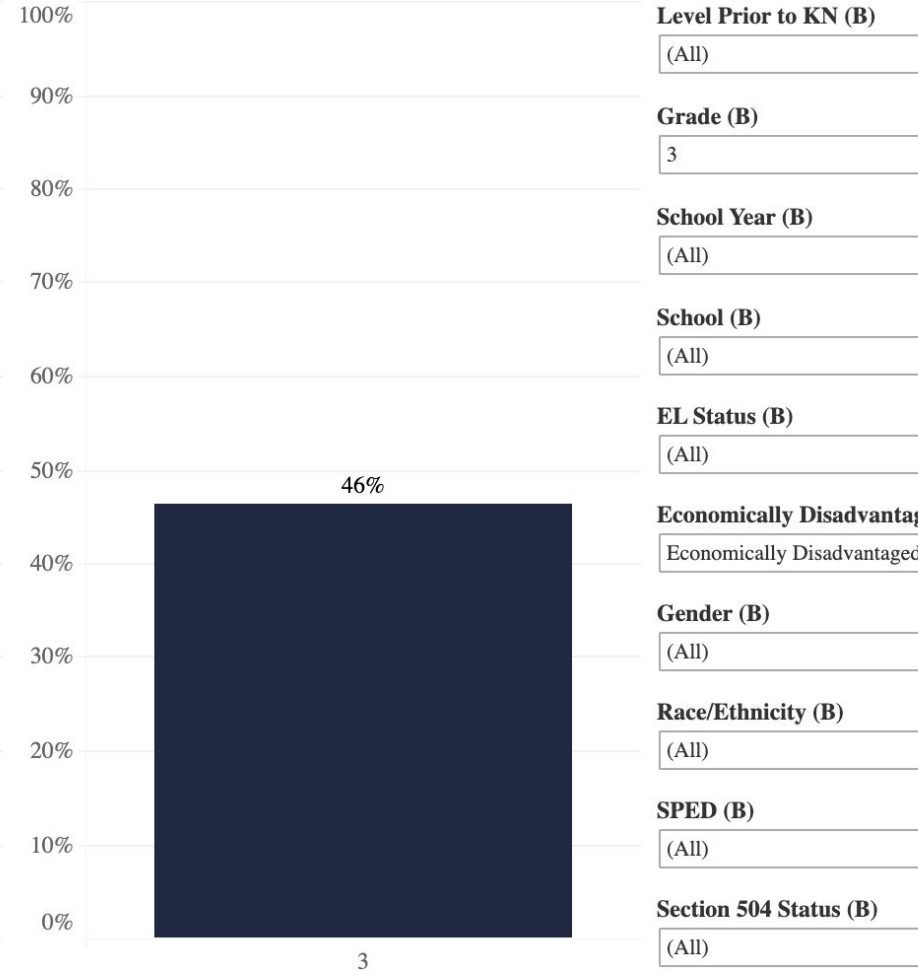
(All)

SPED (B)

(All)

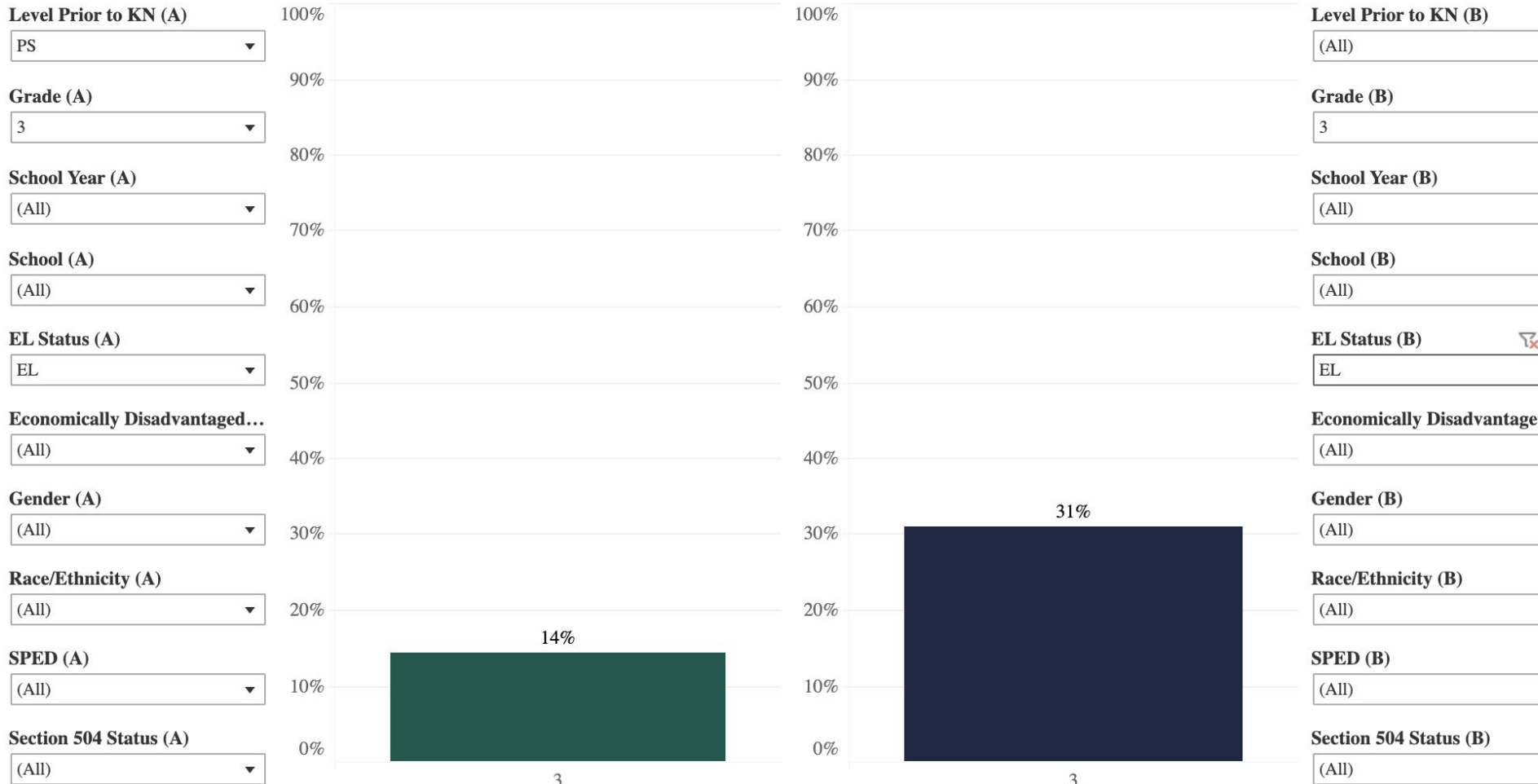
Section 504 Status (B)

(All)

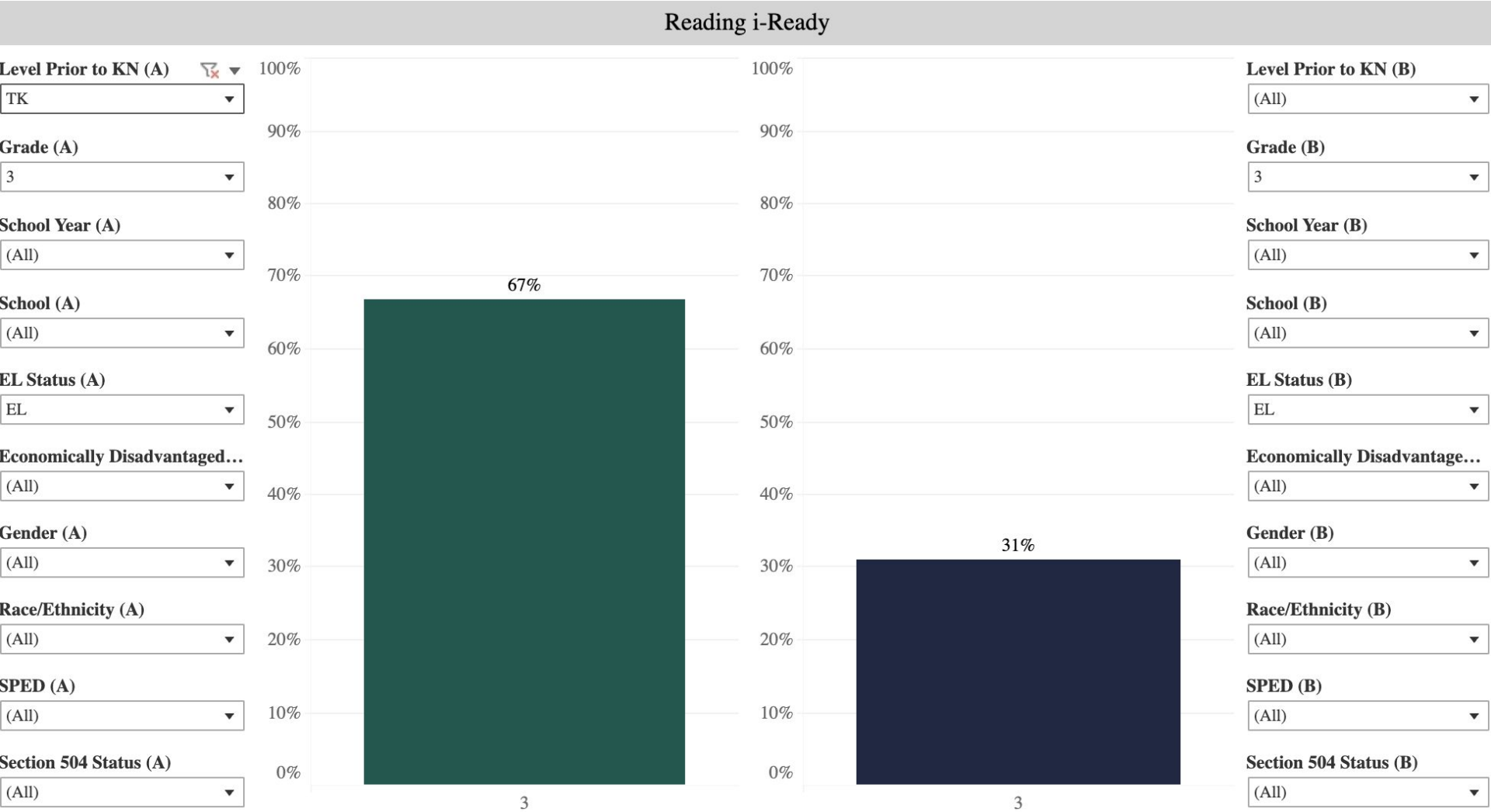


3rd Grade i-Ready Scores - EL students who had Preschool compared to All ELs

Reading i-Ready



3rd Grade i-Ready Scores - EL students who had TK compared to All ELs



3rd Grade CAASPP Reading Scores-EL Students who had Preschool Compared to All ELs

Metric

Segmentation Variable

Smarter Summative ELA

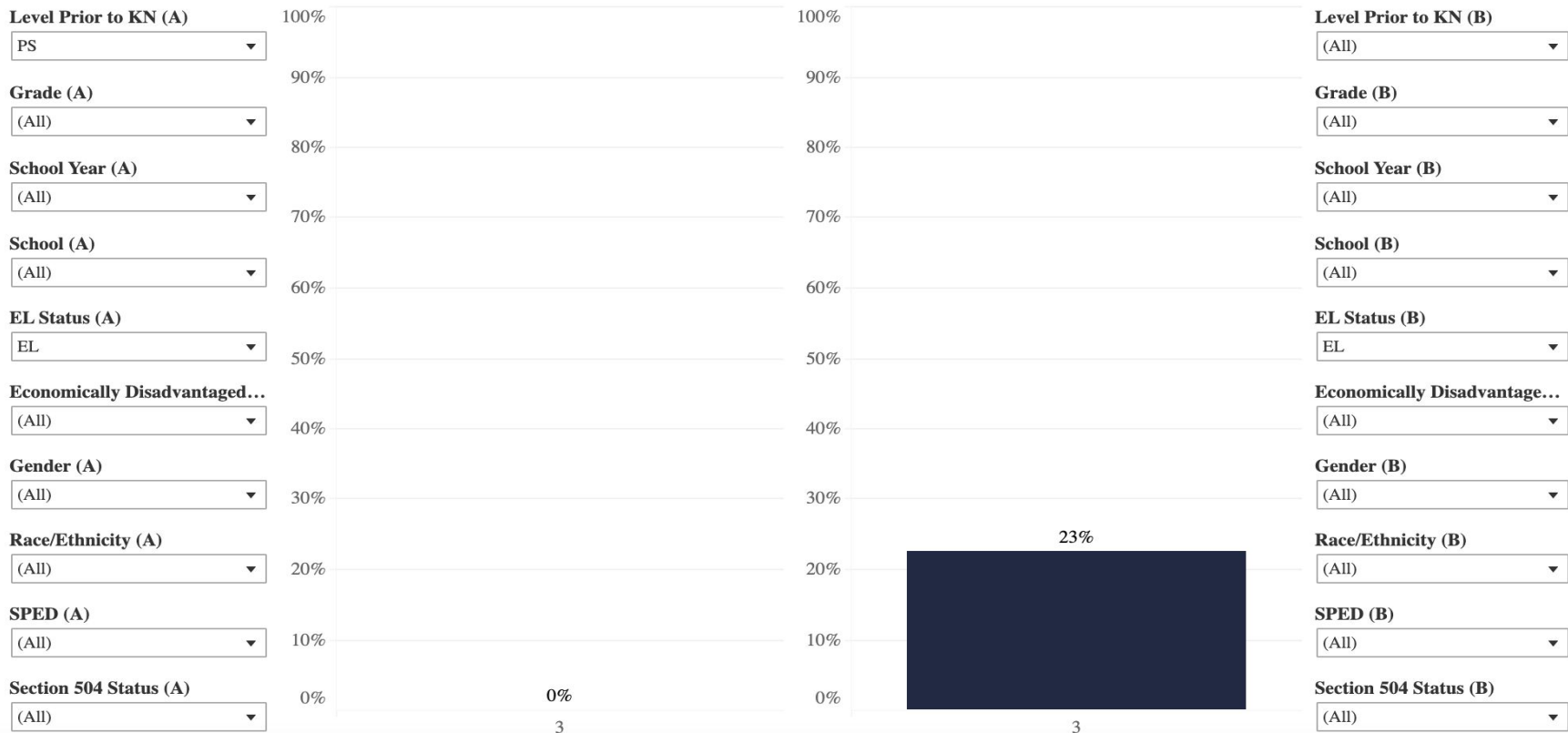
Grade

This tab allows the user to make a side-by-side comparison of the selected student outcome via the **Metric** filter. The **Segmenting Variable** filter changes the columns in the chart between School Year and Grade. The filters for school and student characteristics on the left side control the subgroup shown in the Group A visualizations (green), while the filters on the right control Group B (blue). Hanover recommends two ways to use this Dashboard. First, by selecting the same schools for both Group A and Group B, and then comparing different student subgroups, and second, by selecting the same student subgroups for both Group A and Group B, and then comparing different schools, or one school against the district as a whole.

Group A

Group B

Smarter Summative ELA



3rd Grade CAASPP Reading Scores-EL Students who had TK Compared to All ELs

Smarter Summative ELA

Level Prior to KN (A)

TK

Grade (A)

3

School Year (A)

(All)

School (A)

(All)

EL Status (A)

EL

Economically Disadvantaged...

(All)

Gender (A)

(All)

Race/Ethnicity (A)

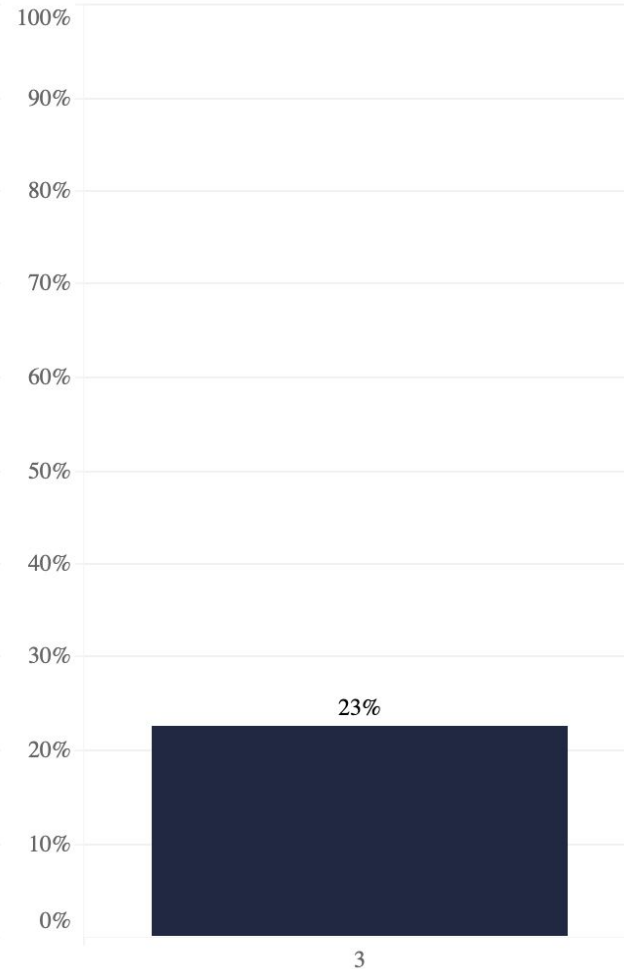
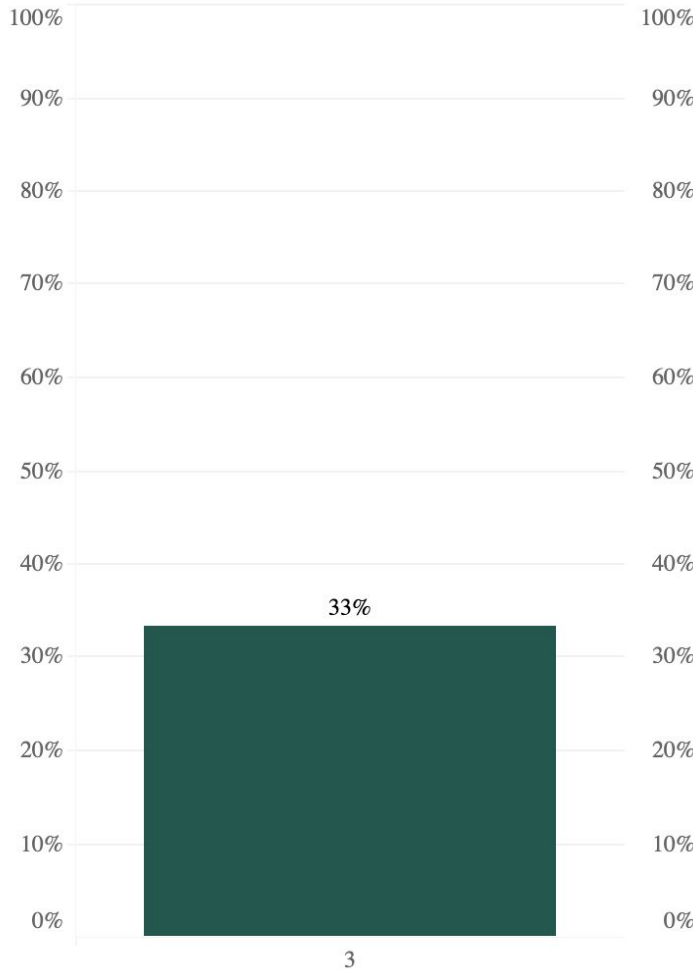
(All)

SPED (A)

(All)

Section 504 Status (A)

(All)



Level Prior to KN (B)

(All)

Grade (B)

3

School Year (B)

(All)

School (B)

(All)

EL Status (B)

EL

Economically Disadvantage...

(All)

Gender (B)

(All)

Race/Ethnicity (B)

(All)

SPED (B)

(All)

Section 504 Status (B)

(All)

3rd Grade CAASPP Reading Scores - SED

Students who had Preschool Compared to All SED

Smarter Summative ELA

Level Prior to KN (A)

Grade (A)

School Year (A)

School (A)

EL Status (A)

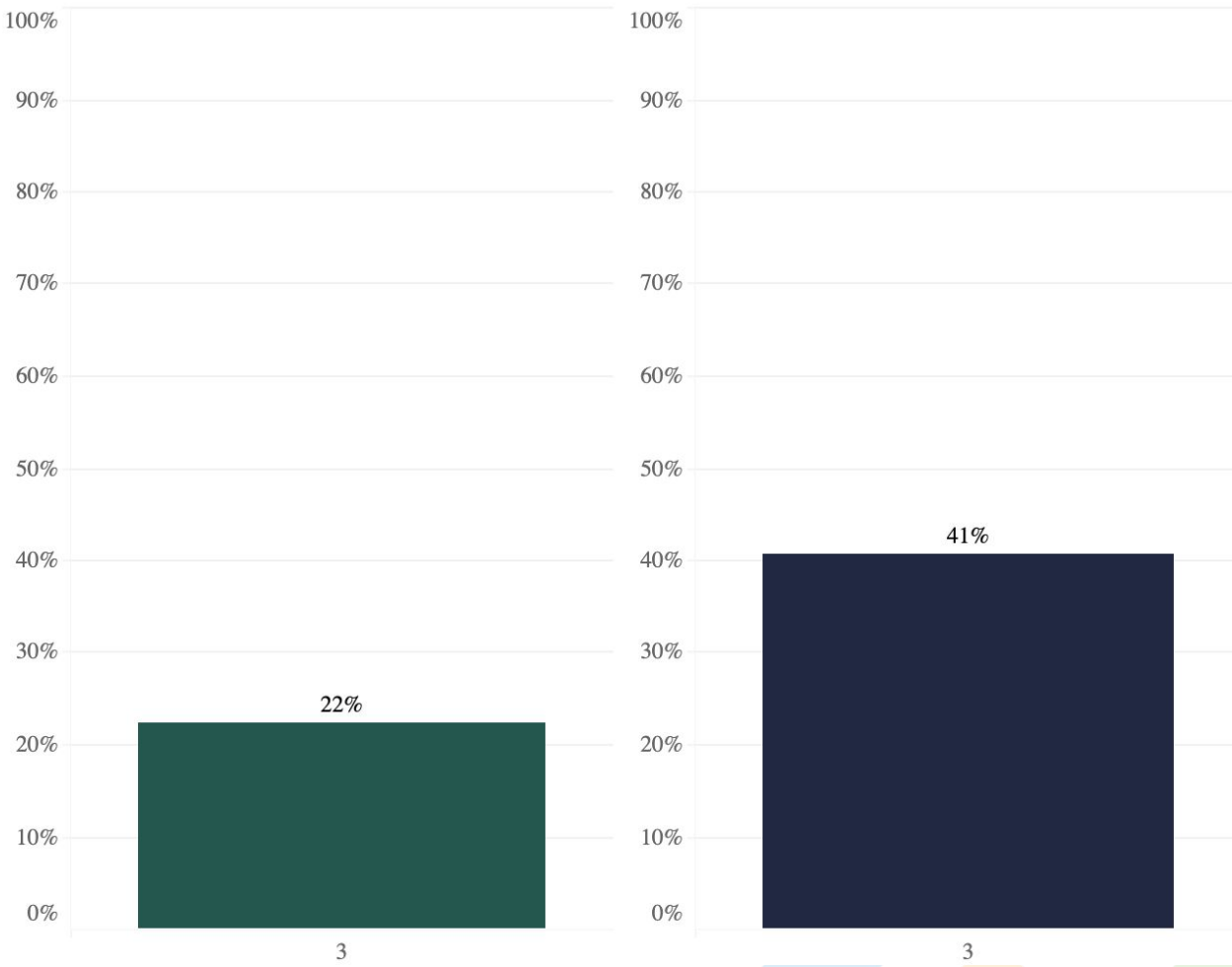
Economically Disadvantaged...

Gender (A)

Race/Ethnicity (A)

SPED (A)

Section 504 Status (A)



Level Prior to KN (B)

Grade (B)

School Year (B)

School (B)

EL Status (B)

Economically Disadvantage...

Gender (B)

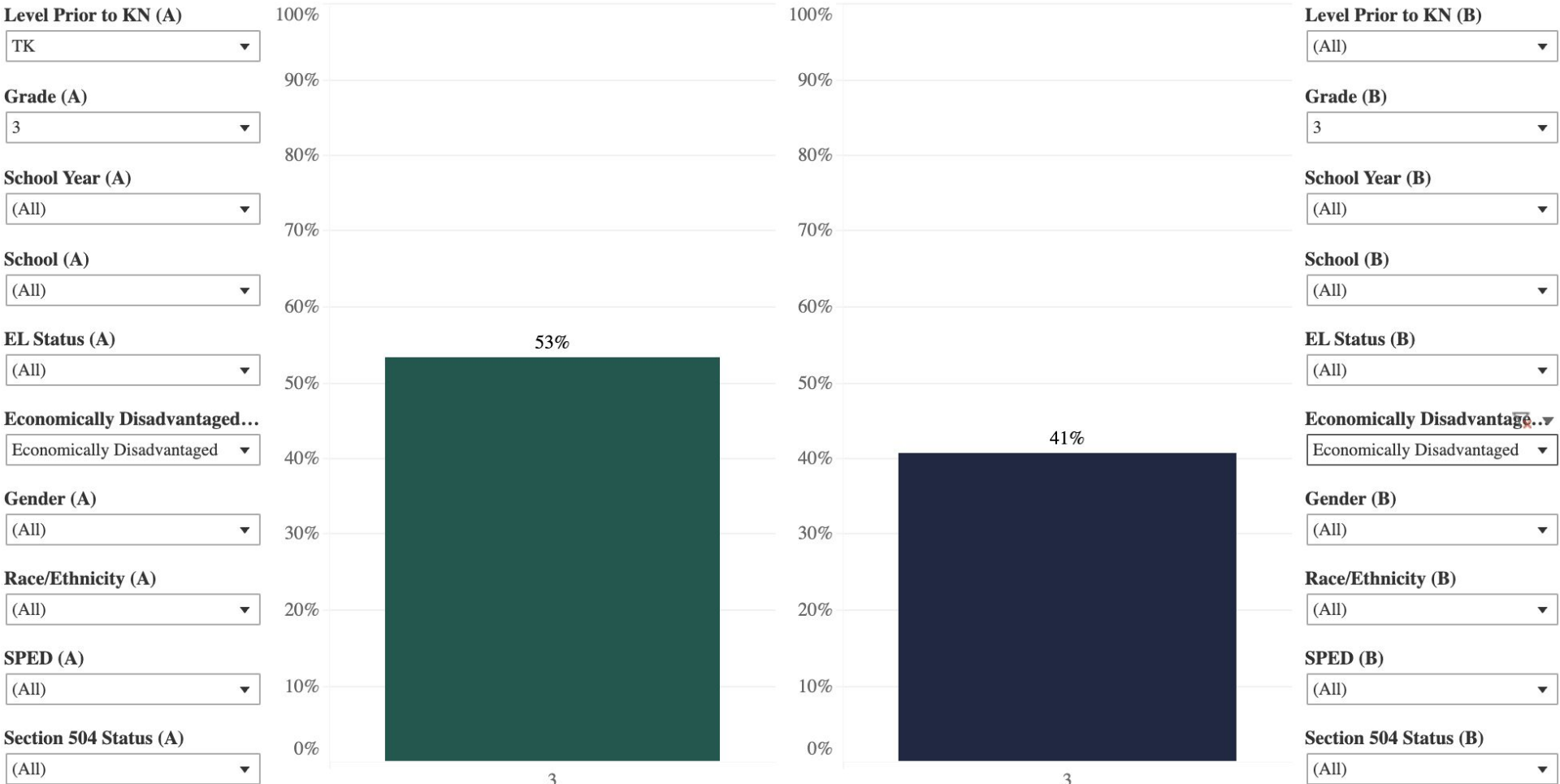
Race/Ethnicity (B)

SPED (B)

Section 504 Status (B)

3rd Grade CAASPP Reading - SED Students who had TK compared to All SED Students

Smarter Summative ELA

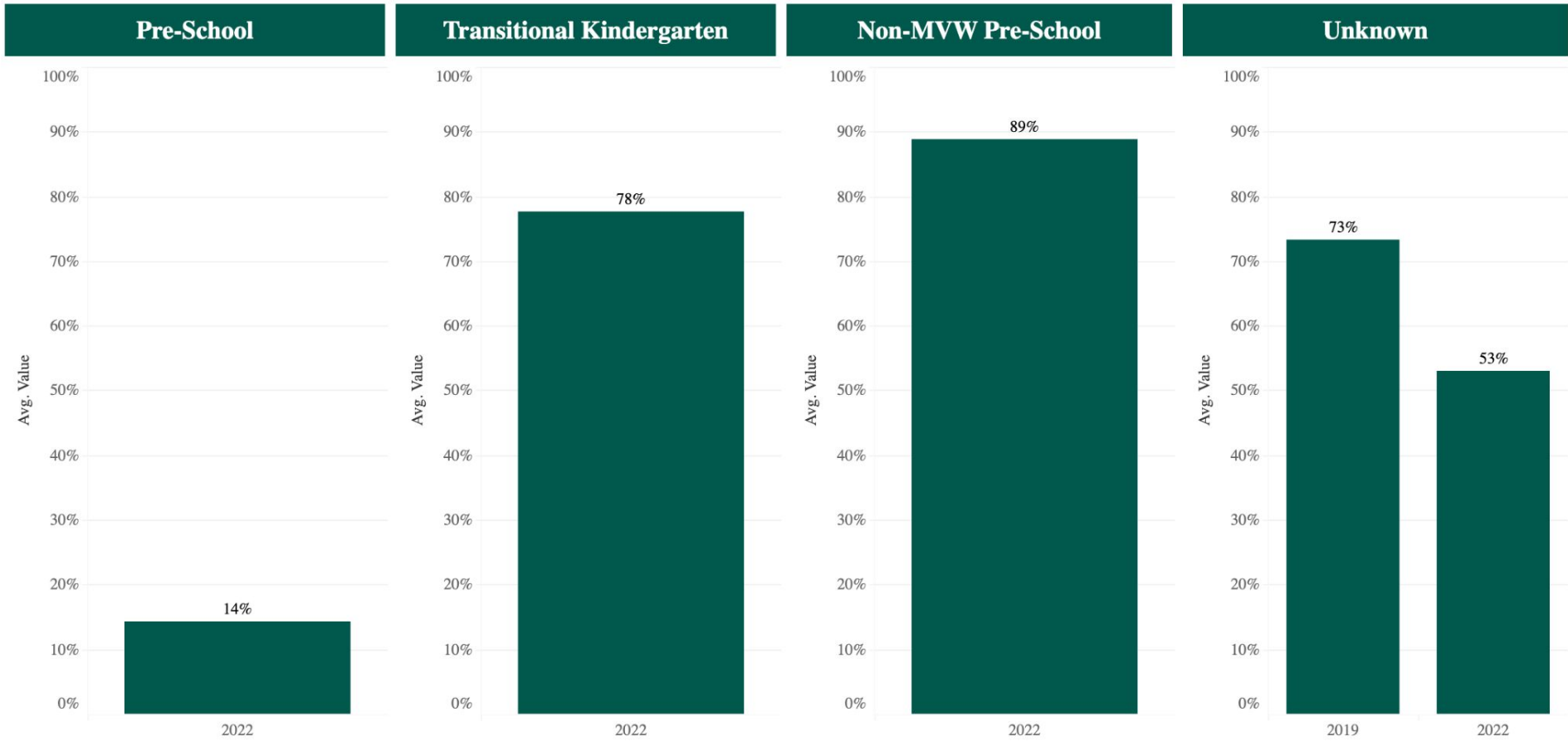


Grade 3 CAASPP Reading Comparison

All Students

Assessment Grade **Assessment** This tab allows the user to compare early elementary assessment performance among three groups of students: those who were in transitional kindergarten in MVWSD the year prior to kindergarten, those who were in pre-school in MVWSD the year prior to kindergarten, and all other students. Metrics can be selected using the **Assessment Grade** and **Assessment** filters to analyze a specific test for a specific grade level. All groups can be filtered using the demographic filters below.

Economically Disadvantaged **EL Status** **Gender** **Race/Ethnicity** **SPED** **School** **Section 504 Status**



Grade 3 CAASPP Reading Comparison

SED Students

Assessment Grade

Assessment

This tab allows the user to compare early elementary assessment performance among three groups of students: those who were in transitional kindergarten in MVWSD the year prior to kindergarten, those who were in pre-school in MVWSD the year prior to kindergarten, and all other students. Metrics can be selected using the **Assessment Grade** and **Assessment** filters to analyze a specific test for a specific grade level. All groups can be filtered using the demographic filters below.

Economically Disadvantaged

EL Status

Gender

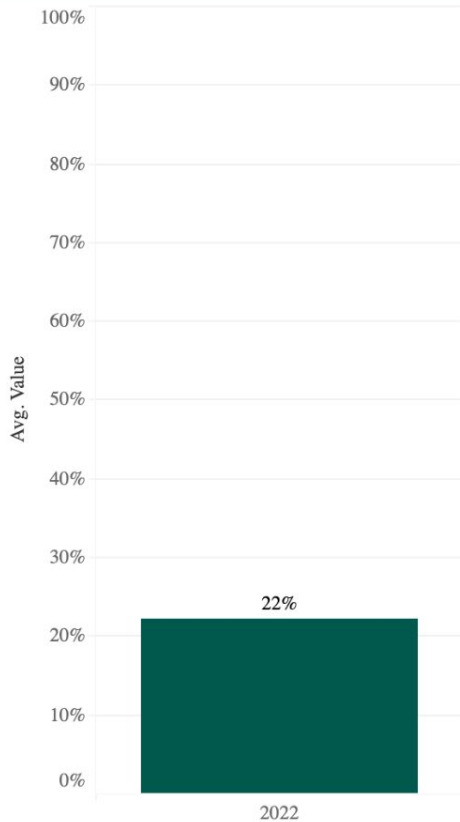
Race/Ethnicity

SPED

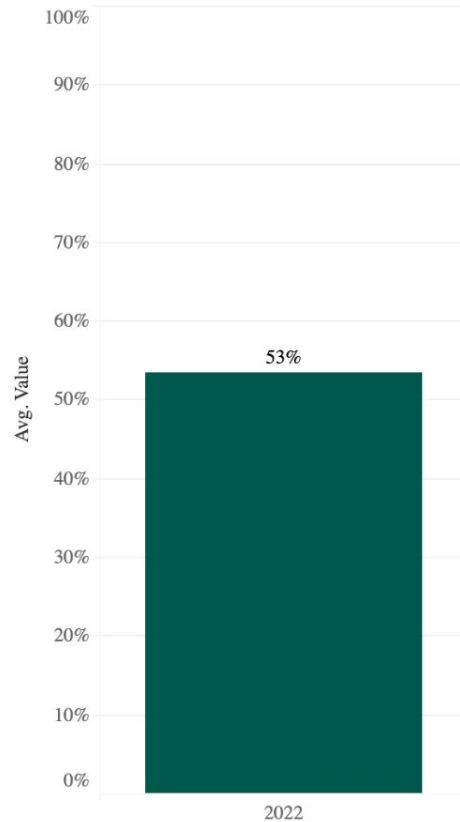
School

Section 504 Status

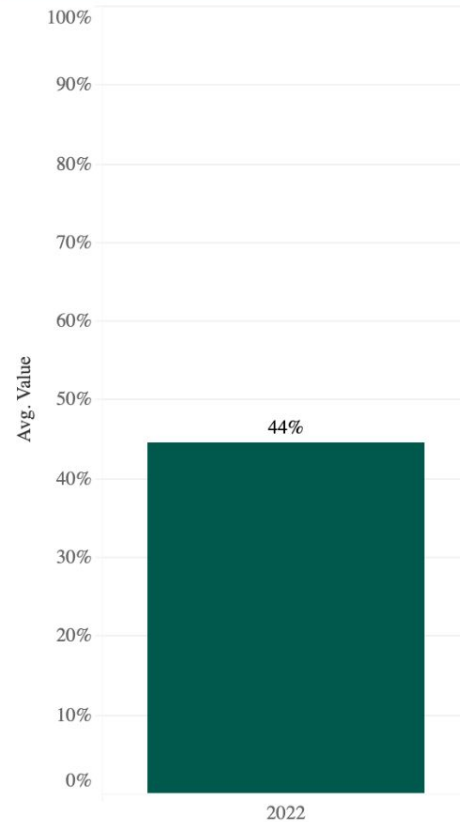
Pre-School



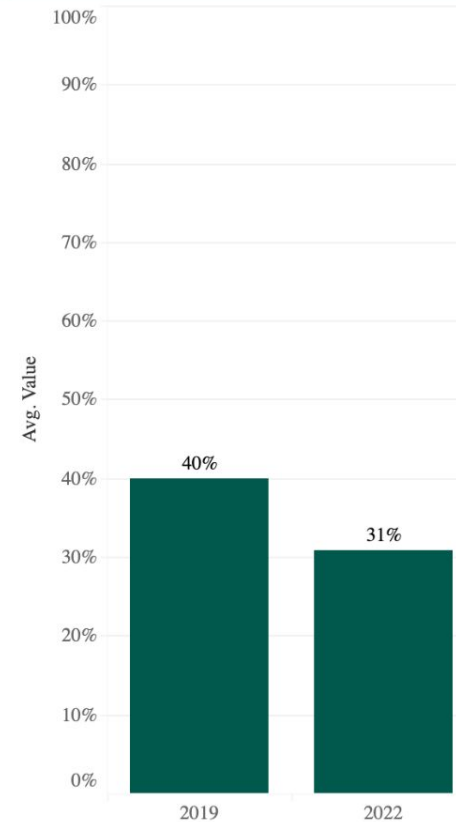
Transitional Kindergarten



Non-MVW Pre-School



Unknown



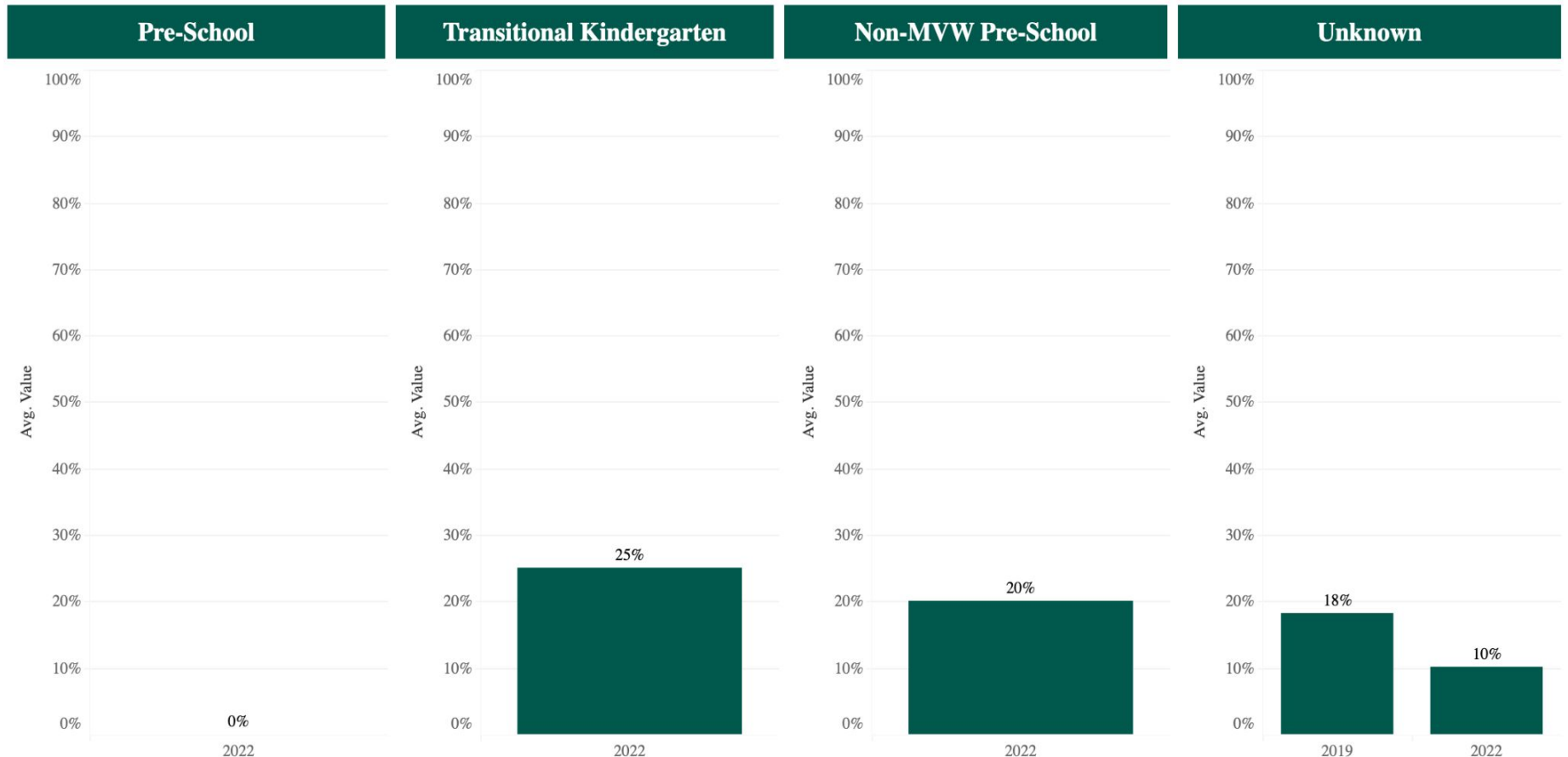
Grade 3 CAASPP Reading Comparison

SED and EL Students

Assessment Grade: Assessment:

This tab allows the user to compare early elementary assessment performance among three groups of students: those who were in transitional kindergarten in MVWSD the year prior to kindergarten, those who were in pre-school in MVWSD the year prior to kindergarten, and all other students. Metrics can be selected using the **Assessment Grade** and **Assessment** filters to analyze a specific test for a specific grade level. All groups can be filtered using the demographic filters below.

Economically Disadvantaged:
 EL Status:
 Gender:
 Race/Ethnicity:
 SPED:
 School:
 Section 504 Status:



Grade 3 CAASPP Reading Comparison

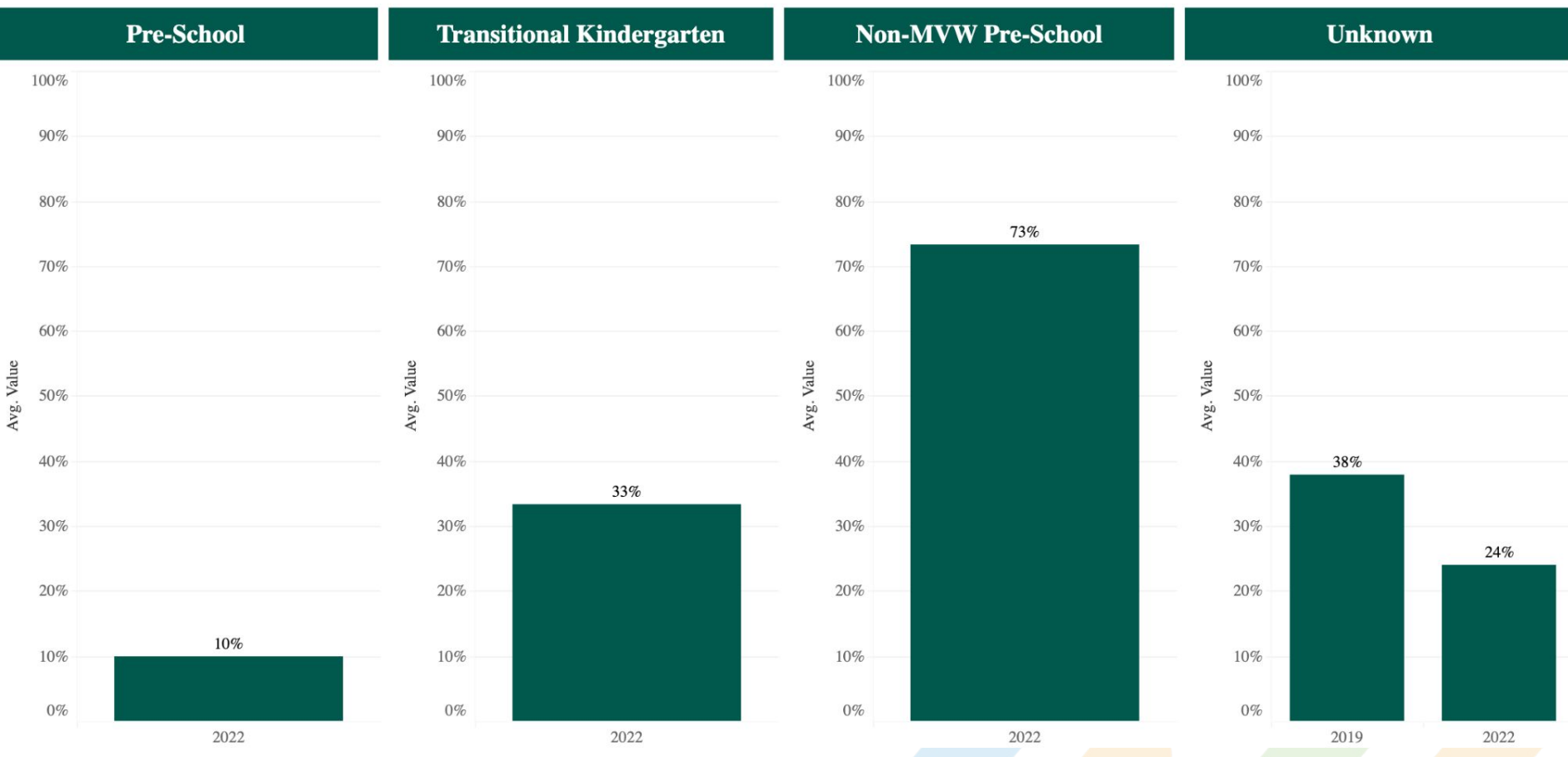
Students with Disabilities

Assessment Grade: 3

Assessment: Smarter Summative ELA

This tab allows the user to compare early elementary assessment performance among three groups of students: those who were in transitional kindergarten in MVWSD the year prior to kindergarten, those who were in pre-school in MVWSD the year prior to kindergarten, and all other students. Metrics can be selected using the **Assessment Grade** and **Assessment** filters to analyze a specific test for a specific grade level. All groups can be filtered using the demographic filters below.

Economically Disadvantaged: (All) |
 EL Status: (All) |
 Gender: (All) |
 Race/Ethnicity: (All) |
 SPED: SPED |
 School: (All) |
 Section 504 Status: (All)



Data Pull Reveals that in 2022

- 48 percent of the students who participated in TK or Preschool were SED
- 63 percent of the students were Latino
 - compared to 11 percent from non-district programs
- Students who participated in MVWSD's TK program performed better than their Preschool peers in Kindergarten
- TK students performed on par with their non-MVWSD peers

Findings from Hanover

Male students, economically disadvantaged students, Hispanic/Latino students, special education students, and English learners were significantly more likely to participate in a district run preschool or transitional kindergarten program versus a non-district program.

- In the 2022 school year, 48 percent of kindergarten students who had participated in a district run preschool or transitional kindergarten program in the year prior were economically disadvantaged. In comparison, only ten percent of kindergarten students who had participated in a non-district program in the year prior were economically disadvantaged.
- Similarly, in 2022, 63 percent of prior district run program students were Hispanic compared to only 11 percent of prior non-district program students.
- When comparing only district run transitional kindergarten to district run preschool, kindergarten students were more likely to have been in transitional kindergarten versus preschool in the year prior if they were Asian or White, non-SPED, or non-economically disadvantaged

Findings from Hanover

Economically disadvantaged students, English learner students, and special education students were much less likely to be on or above benchmark on elementary readiness assessments than their counterparts. The most notable examples of these were on i-Ready exams, where these student groups were 30 to 50 percentage points lower than their direct counterparts.

Students who participated in district run transitional kindergarten the year prior to kindergarten generally performed better on assessments during kindergarten than those who participated in district run preschool the year prior to kindergarten. This is true across most exams and school years but is especially notable in English Phonemic Awareness, High Frequency Words, and ELPAC.

Students who participated in district run transitional kindergarten the year prior to kindergarten generally tested below students who participated in a non-district preschool programs. Kindergarten students who participated in transitional kindergarten in MVWSD met expectations on the i-Ready reading assessment on par with non-district preschool programs in 2019 (83 % versus 85%), but by 2022 transitional kindergarten students were significantly below non-district preschool students (68% versus 87%).

Recommendation from Hanover

Continue with plans to expand the transitional kindergarten programs within MVWSD and encourage parents to enroll students in transitional kindergarten rather than traditional preschool when possible. Hanover found that students who enrolled in TK performed better on metrics of early-elementary readiness than those who enrolled in traditional district preschool. Encouraging parents who may enroll their students in traditional preschool within MVWSD to enroll their students in TK may improve the elementary readiness of their students. Efforts should be made to ensure that parents of young children are aware of these benefits and availability. Awareness campaigns should target low-income families, ESL families, and families of children with developmental disabilities.



Mountain View
Whisman
School District

Considerations

Considerations

- Preschool and TK are targeting different populations.
 - Preschool tends to enroll students who more likely to be Latino, EL, SED and SPED
- Preschool operates many classes on a part time basis due to the CSPP contract
 - Moving to full time could possibly further encroach on the budget and reduce the number of offerings for students

Considerations

- Recent reports indicate that California has 30,000 fewer four-year-olds enrolled in preschool and TK than expected.
- The Santa Clara County's Local Early Education Planning Council (LPC) Needs Assessment Report indicates that there are hundreds more preschool spaces in the county than there are children.
 - Mountain View 1,400 empty preschool slots
 - Sunnyvale 2,800 empty preschool slots
 - Palo Alto 4,800 empty preschool slots

Considerations

- Adding 2 TK classes to the Castro / Mistral campus will likely help MVWSD to reach more families who are in need
 - This will reduce the number of students enrolling in Preschool
- As TK expands to include all 4 year olds preschool enrollment will likely decrease or become a program for students ages 2yrs. 9 months - 3+ years
- MVWSD will be exploring a possible curriculum adoption that could potentially link our early years

Policy questions for later...

- Preschool will continue to experience declining enrollment as a result of UPK. Does the Board wish to continue Preschool?
- Although preschool encroaches on the budget, considering the population that is supported by preschool does the Board see this as a quality first step to addressing the achievement gap?

To make an informed decision...

- What information does the Board of Trustees need in order to make an informed decision in the fall?



Mountain View
Whisman
School District

Next Steps

Next Steps

- Continue work on the District's UPK plan
- Bring back information to the Board of Trustees in Fall 2023 based on feedback collected tonight
- Make decisions on preschool and TK expansion for 2024-25 in Winter 2023